



# Client Transfer Instructions

Learn More



MIDLAND TITLE AGENCY [Login](#)


## Welcome to Midland Title Agency ePay

**PERSONAL INFORMATION**

**First Name**


**Middle Name**

**Last Name**

 Must match your driver's license or government-issued ID.

**CONTACT INFORMATION**

**Mobile Phone** We will send a security code to your mobile phone for account verification.

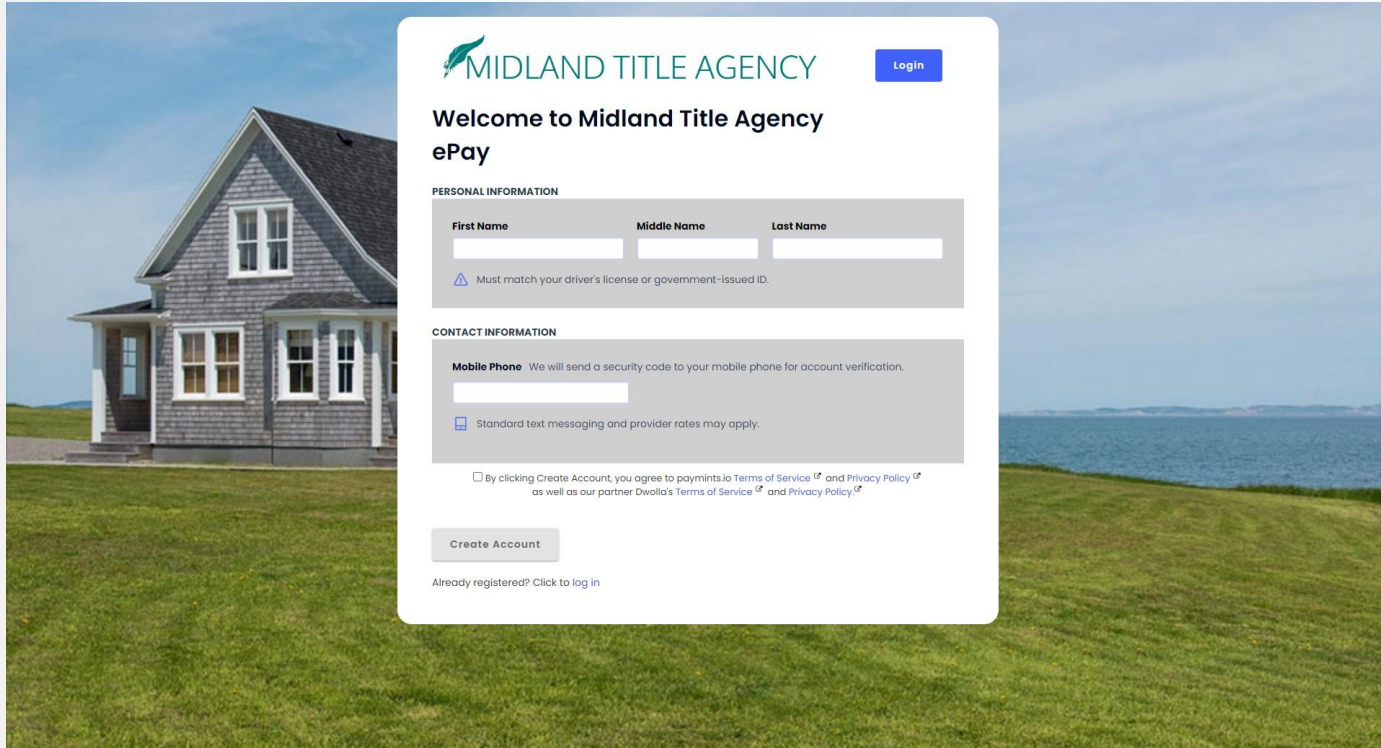
 Standard text messaging and provider rates may apply.

By clicking Create Account, you agree to [payments.io Terms of Service](#) and [Privacy Policy](#) as well as our partner Dwolla's [Terms of Service](#) and [Privacy Policy](#).

[Create account](#)

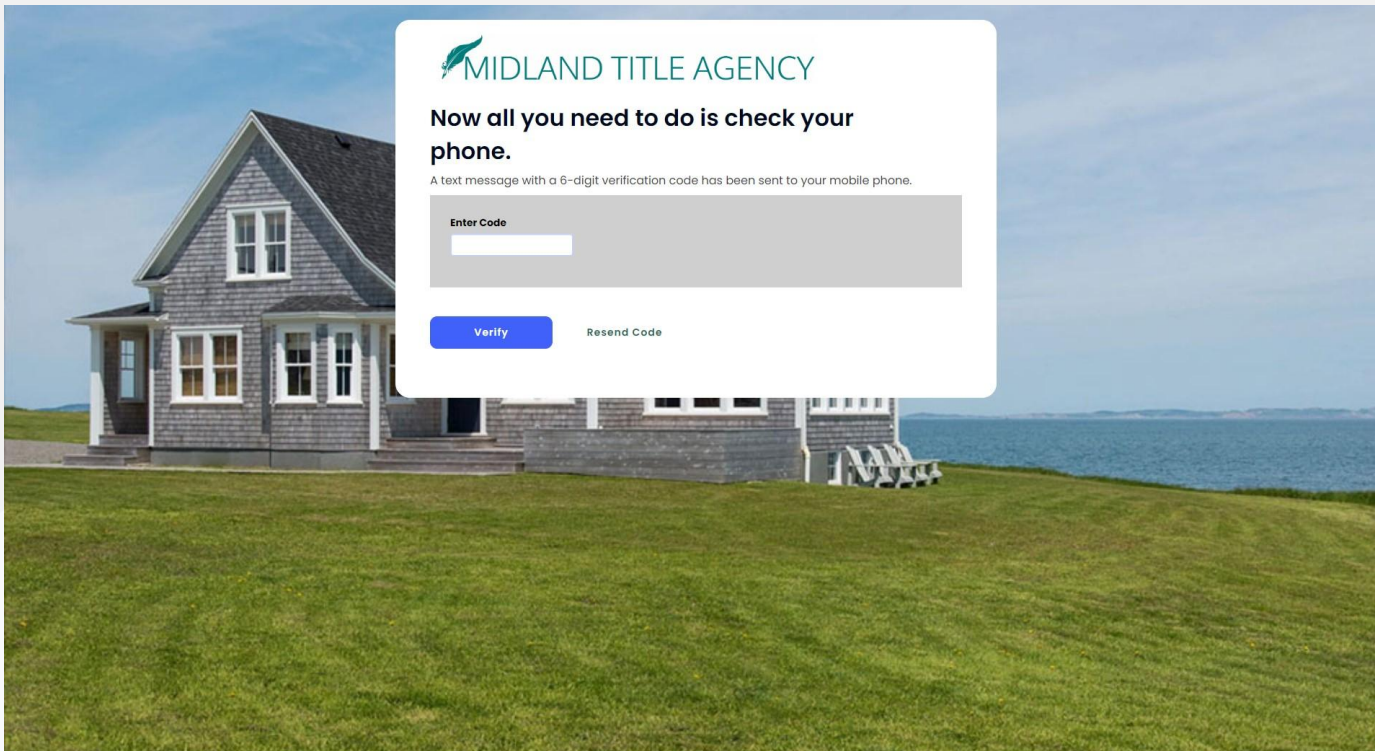
# 1

Start by going to [midlandtitleagency.paymints.io](https://midlandtitleagency.paymints.io). Create an Account by inputting your first and last name and your mobile phone number. We will send you an authentication code via text.



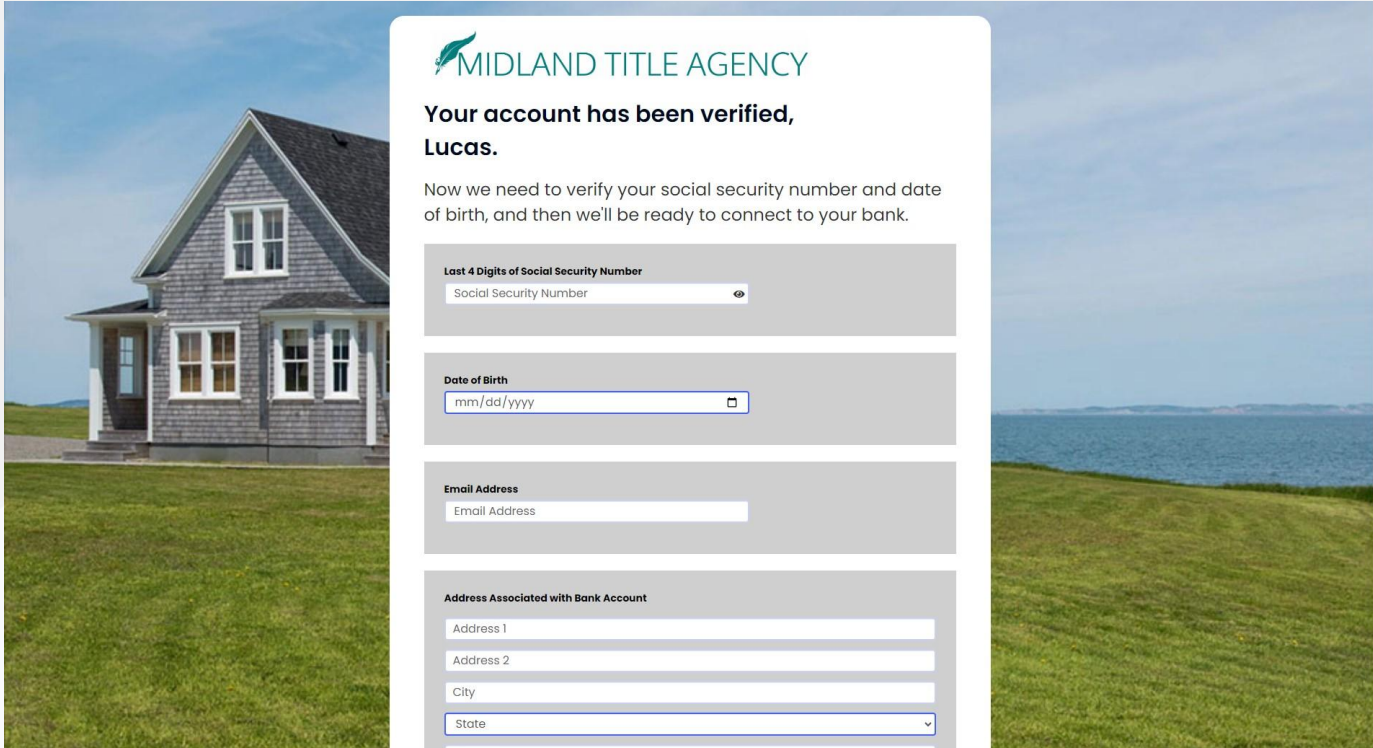
# 2


Enter the authentication code you should have received via text message.



# 3

Please input your personal information for bank compliance.



 MIDLAND TITLE AGENCY

**Your account has been verified,  
Lucas.**

Now we need to verify your social security number and date of birth, and then we'll be ready to connect to your bank.

Last 4 Digits of Social Security Number

Social Security Number

Date of Birth

mm/dd/yyyy

Email Address

Email Address

Address Associated with Bank Account

Address 1

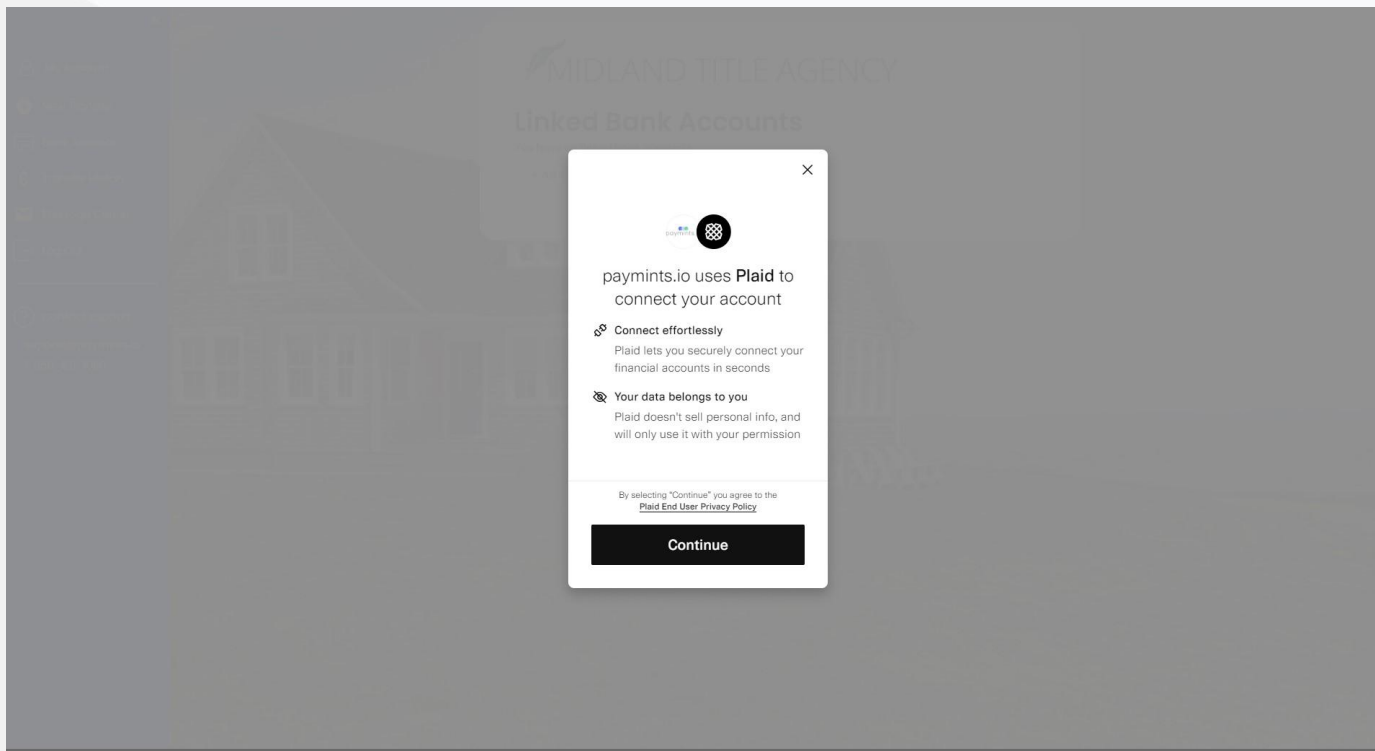
Address 2

City

State

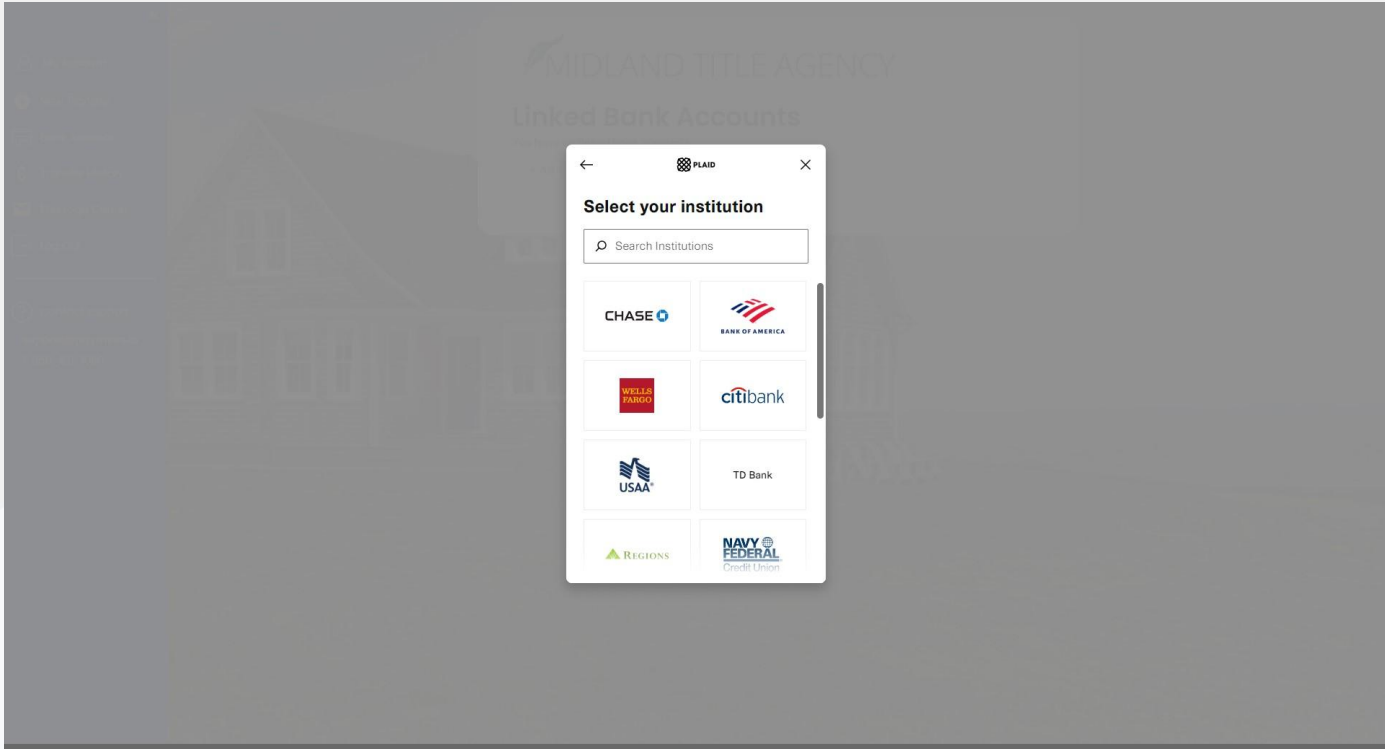
4

Next you will see the Plaid screen. Plaid is the most secure way to connect your bank account electronically. We do not share or store any banking credentials. Please click continue.



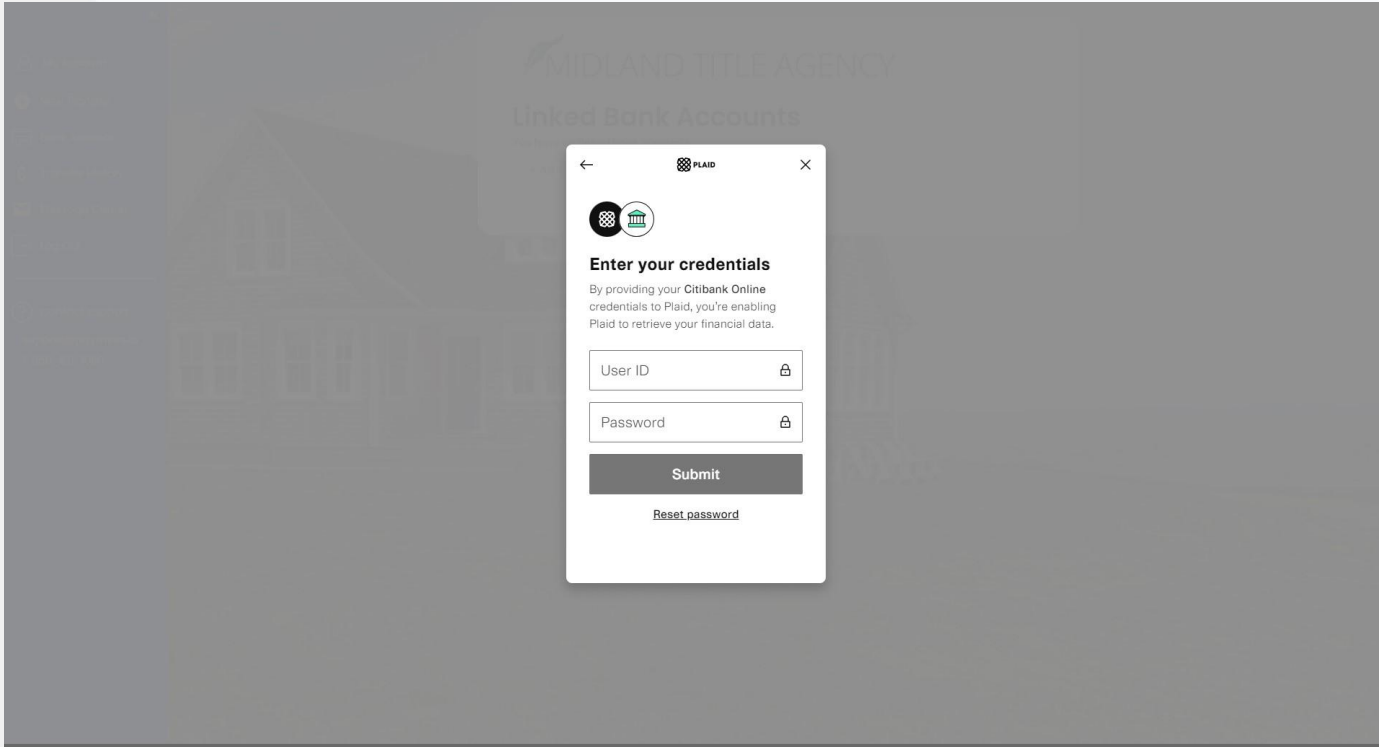
# 5

Plaid allows us to connect to over 16,000 financial institutions. What you will first see are the most banks used on our platform. If you do not see your bank click in the search bar and type in the name of your bank. Select your financial institution.



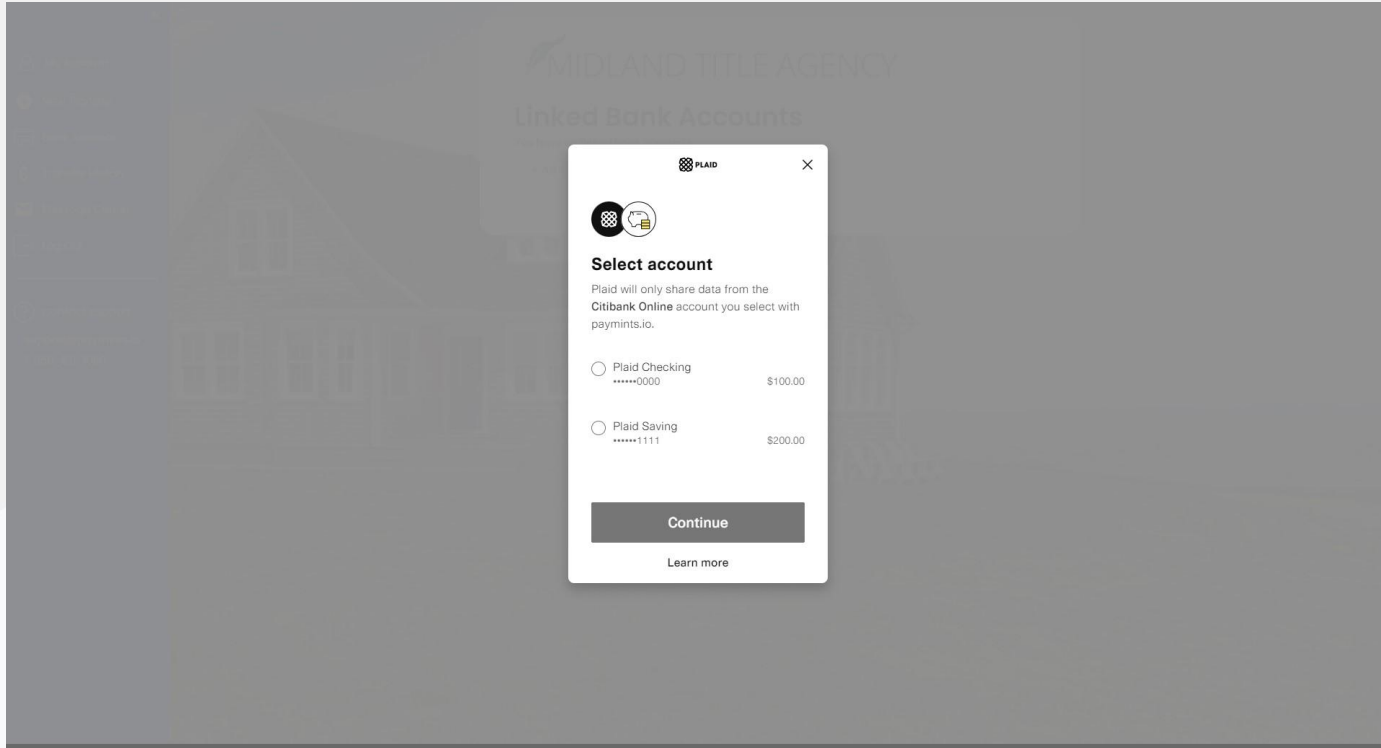
# 6

After you have selected your financial institution, log in to your bank using your online banking credentials. This will allow you to view all of your accounts which are eligible to make a transfer on our platform.



7

Please select the account that you would like to use to make the transfer.





# 8

Once your account has been selected please click "Continue".

**MIDLAND TITLE AGENCY**

## Select an Account

Please select the account you want to transfer money from:

Financial Institution	Account	Balance	Status
Citibank Online	X0000	\$100.00 as of 11/06/2023 9:47 AM EST	Verified

[+ Add Account](#) [Continue](#)

9

Please fill out the transfer details page. If you would like to add any notes about your transfer you can add that in the optional notes section.

**My Account**

- New Transfer
- Bank Account
- Transfer History
- Message Center
- Log Out
- Contact support  
support@paymints.io  
1-888-921-1090

**MIDLAND TITLE AGENCY**

### Transfer Details

What kind of transfer would you like to make?

**PURPOSE**

Select a Purpose

Earnest Money Deposit for Purchase

**PROPERTY ADDRESS AND ADDITIONAL NOTES**

**Property Address Related To The Transfer**

Address 1

Address 2

City

State

Zip code

**Notes (Optional)**

**AMOUNT**

# 10

Review your transfer details and if all of the information is correct please click “Make Transfer”.

**MIDLAND TITLE AGENCY**

### Review

Please confirm that the information below is correct before continuing.

**Transfer From:** Citibank Online Account X0000 → **Transfer To:** Midland Title Agency, 500 E Michigan Ave, #203, Lansing, Michigan 48912

**Details**

Transfer Date	Purpose	Subject Property	Note
11/06/2023	Earnest Money Deposit For Purchase	123 Street Charlotte, North Carolina 28209	

Earnest Money Deposit For Purchase Amount \$1.23

**TRANSFER TOTAL AMOUNT**

**\$1.23**

[← Back](#) [Make Transfer](#)

# 11

Once you have clicked “Make Transfer” both you and Midland Title Agency will receive email notifications that the transfer has been initiated. You will also receive an email notification when the transfer arrives in Midland Title Agency’s account. You can also add additional email recipients if you would like to send the transfer details to anyone else involved in the closing.

The screenshot displays a mobile application interface. On the left is a blue navigation sidebar with the following menu items: My Account, New Transfer, Bank Account, Transfer History, Message Center, Log Out, and Contact support (with email support@paymints.io and phone number 1-888-921-1090). The main content area features a background image of a house and a lake. A white notification card is centered, titled "MIDLAND TITLE AGENCY" with a green leaf logo. The card contains the following text:

**Your transfer is now pending.**  
You should expect to see the money come out of your account within the next business day. Check your email for a transfer summary receipt.

**From** Citibank Online Account X0000 → **To** Midland Title Agency, 500 E Michigan Ave, 203, Lansing, Michigan 48912

**Details**

Transfer Date	Purpose	Subject Property	Note
11/06/2023	Earnest Money Deposit For Purchase	123 Street Charlotte, North Carolina 28209	

Earnest Money Deposit For Purchase Amount \$1.23

**TRANSFER TOTAL AMOUNT**  
**\$1.23**

You can send a receipt of this transfer to up to 5 people. If you wish to do so, please enter their email addresses below:

Four input fields are provided, each with the placeholder text "Add email address".

# Contact Us

If you experience any issues, please contact [support@paymints.io](mailto:support@paymints.io)

Enjoyed your transfer experience?  
Please let us know & tell a friend!

